

# Toy Haulers 2018

  
**Jayco**<sup>®</sup>  
Generations of family fun.



OCTANE SL



OCTANE



TALON

**2**  
**YEAR**  
WARRANTY



## Our Wings Get You There

Family fun happens when you spread your wings. Thanks to Jayco's amenity-packed floorplans, rock-solid construction and two full camping seasons of warranty coverage, you can. Greater peace of mind and added comfort mean better memories and lasting bonds. So go ahead. Hit the road—and let the good times fly.

## Generations of Family Fun



Aluminum-Sided (Standard)



Fiberglass-Sided (Option)



Octane: Page 6



Talon: Page 10



Seismic: Page 12




# TALON



## KEY TALON FEATURES



313T AUTOMOTIVE-PAINTED FRONT CAP WITH LED LIGHTS



MINIMUM 13-FOOT GARAGES





265 BACK TO FRONT



265 VANITY



265 FRONT TO BACK



265 KITCHEN





222 BACK TO FRONT

## OCTANE SUPER LITE



222 FRONT TO BACK



AMERICAN-MADE GOODYEAR® TIRES WITH ALUMINUM RIMS



265 GARAGE AREA





T32H FRONT TO BACK



T32H BACK TO FRONT



T32H GARAGE AREA WITH WALKOUT SIDE PATIO



T32G NEW FRONT CAP WITH LED LIGHTS





T32G BACK TO FRONT

**OCTANE**



T32G FRONT TO BACK



T32G MASTER BEDROOM



T32H MASTER BATHROOM

## OCTANE SL FLOORPLANS



### OCTANE SUPER LITE | 161

Ext. Lgth: 20' 8" Ext. Ht: 134"

Unloaded Wt. (lbs): 4,470 Sleeps: 4



### OCTANE SUPER LITE | 222

Ext. Lgth: 26' 5" Ext. Ht: 135"

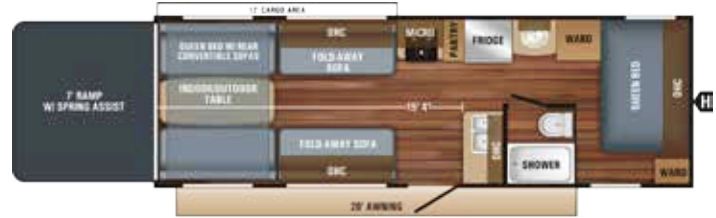
Unloaded Wt. (lbs): 5,445 Sleeps: 6



### OCTANE SUPER LITE | 260 OPTIONS: A, B

Ext. Lgth: 30' 5" Ext. Ht: 142"

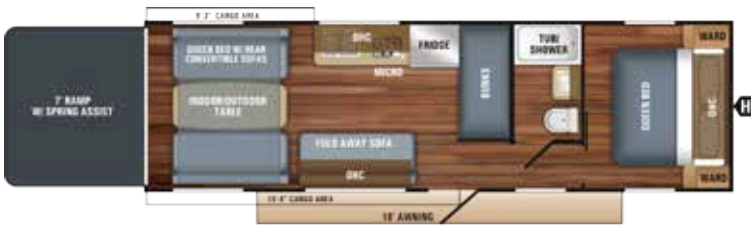
Unloaded Wt. (lbs): 6,165 Sleeps: 5-8



### OCTANE SUPER LITE | 265 OPTIONS: A, B

Ext. Lgth: 31' 6" Ext. Ht: 143"

Unloaded Wt. (lbs): 6,550 Sleeps: 7-8



### OCTANE SUPER LITE | 272 OPTIONS: A, B

Ext. Lgth: 33' 11" Ext. Ht: 144"

Unloaded Wt. (lbs): 6,990 Sleeps: 8-9



### OCTANE SUPER LITE | 273

Ext. Lgth: 30' 11" Ext. Ht: 143"

Unloaded Wt. (lbs): 6,420 Sleeps: 6



### OCTANE SUPER LITE | 312

Ext. Lgth: 37' 11" Ext. Ht: 146"

Unloaded Wt. (lbs): 7,840 Sleeps: 6-8

### FLOORPLAN LEGEND:

|  |                      |  |                       |
|--|----------------------|--|-----------------------|
|  | STORAGE              |  | MICRO MICROWAVE       |
|  | TRAILER HITCH        |  | OHC OVERHEAD CABINETS |
|  | LAV BATHROOM SINK    |  | FRIDGE REFRIGERATOR   |
|  | MED MEDICINE CABINET |  | WARD WARDROBE         |

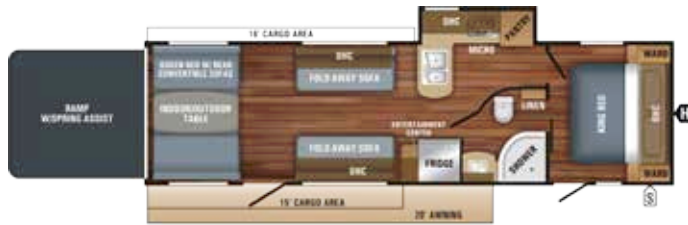
## OCTANE SL SPECS

| MODELS    |                        | DIMENSIONS     |                            |                 | WEIGHT (LBS.)           |                  |                             |                         | TANKS (GALS.)                                |                           |                            |
|-----------|------------------------|----------------|----------------------------|-----------------|-------------------------|------------------|-----------------------------|-------------------------|--|---------------------------|----------------------------|
| FLOORPLAN | EXTERIOR TRAVEL LENGTH | EXTERIOR WIDTH | EXTERIOR HEIGHT (WITH A/C) | INTERIOR HEIGHT | UNLOADED VEHICLE WEIGHT | DRY HITCH WEIGHT | GROSS VEHICLE WEIGHT RATING | CARGO CARRYING CAPACITY | FRESH WATER CAPACITY (INCLUDES WATER HEATER) | GREY WASTE WATER CAPACITY | BLACK WASTE WATER CAPACITY |
| 161       | 20' 8"                 | 102"           | 134"                       | 89"             | 4,470                   | 635              | 7,500                       | 3,030                   | 59.2   | 28                        | 45.4                       |
| 222       | 26' 5"                 | 102"           | 135"                       | 89"             | 5,445                   | 790              | 8,000                       | 2,555                   | 59.2   | 45.4                      | 45.4                       |
| 260       | 30' 5"                 | 102"           | 142"                       | 89"             | 6,165                   | 770              | 9,995                       | 3,830                   | 102**  | 45.4                      | 45.4                       |
| 265       | 31' 6"                 | 102"           | 143"                       | 89"             | 6,550                   | 1,020            | 10,500                      | 3,950                   | 102**  | 45.4                      | 45.4                       |
| 272       | 33' 11"                | 102"           | 144"                       | 89"             | 6,990                   | 1,020            | 10,500                      | 3,510                   | 102**  | 45.4                      | 45.4                       |
| 273       | 30' 11"                | 102"           | 143"                       | 89"             | 6,420                   | 1,045            | 9,950                       | 3,530                   | 59.2   | 45.4                      | 45.4                       |
| 312       | 37' 11"                | 102"           | 146"                       | 89"             | 7,840                   | 1,070            | 11,500                      | 3,660                   | 102**  | 45.4                      | 45.4                       |

\*\*Split tanks



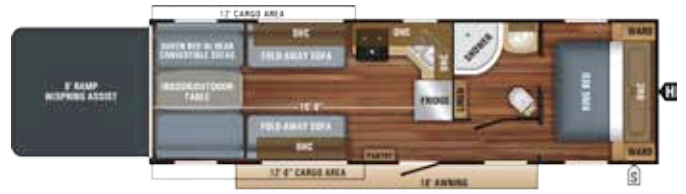
## OCTANE FLOORPLANS



### OCTANE | T30F OPTIONS: C, D

Ext. Lgth: 35' 4" Ext. Ht: 159"

Unloaded Wt. (lbs): 8,685 Sleeps: 7-8



### OCTANE | T31B OPTIONS: C, D

Ext. Lgth: TBD Ext. Ht: TBD

Unloaded Wt. (lbs): TBD Sleeps: 7-8



### OCTANE | T32C

Ext. Lgth: TBD Ext. Ht: TBD

Unloaded Wt. (lbs): TBD Sleeps: 6



### OCTANE | T32G

Ext. Lgth: 39' 3" Ext. Ht: 158"

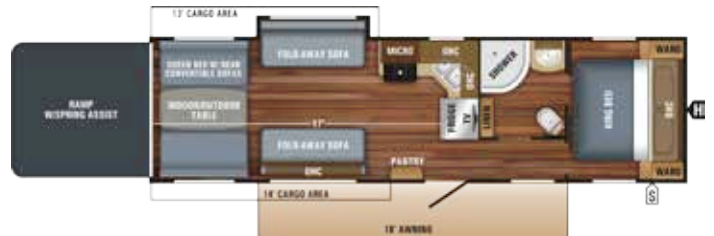
Unloaded Wt. (lbs): 10,240 Sleeps: 8



### OCTANE | T32H

Ext. Lgth: 38' 0" Ext. Ht: 158"

Unloaded Wt. (lbs): 10,345 Sleeps: 8



### OCTANE | T32J OPTIONS: C, D

Ext. Lgth: TBD Ext. Ht: TBD

Unloaded Wt. (lbs): TBD Sleeps: 8-10

#### OPTIONS:

##### OPTION A



CHAIRS AND DOOR-SIDE SOFA OPTION

##### OPTION B



FOLD-AWAY DINETTE AND DOOR-SIDE SOFA OPTION

##### OPTION C



CHAIRS INSTEAD OF DINETTE OPTION

##### OPTION D



DINETTE TABLE OPTION

## OCTANE SPECS

| MODELS    |                        | DIMENSIONS     |                            |                 | WEIGHT (LBS.)           |                  |                             |                         | TANKS (GALS.)                                |                           |                            |
|-----------|------------------------|----------------|----------------------------|-----------------|-------------------------|------------------|-----------------------------|-------------------------|--|---------------------------|----------------------------|
| FLOORPLAN | EXTERIOR TRAVEL LENGTH | EXTERIOR WIDTH | EXTERIOR HEIGHT (WITH A/C) | INTERIOR HEIGHT | UNLOADED VEHICLE WEIGHT | DRY HITCH WEIGHT | GROSS VEHICLE WEIGHT RATING | CARGO CARRYING CAPACITY | FRESH WATER CAPACITY (INCLUDES WATER HEATER) | GREY WASTE WATER CAPACITY | BLACK WASTE WATER CAPACITY |
| T30F      | 35' 4"                 | 102"           | 159"                       | 94"             | 8,685                   | 1,365            | 12,250                      | 3,565                   | 102**  | 45.4                      | 45.4                       |
| T31B      | TBD                    | 102"           | TBD                        | 94"             | TBD                     | TBD              | TBD                         | TBD                     | 102**  | 45.4                      | 45.4                       |
| T32C      | TBD                    | 102"           | TBD                        | 94"             | TBD                     | TBD              | TBD                         | TBD                     | 102**  | 45.4                      | 45.4                       |
| T32G      | 39' 3"                 | 102"           | 158"                       | 94"             | 10,240                  | 1,375            | 14,000                      | 3,760                   | 142**  | 90.8**                    | 90.8**                     |
| T32H      | 38' 0"                 | 102"           | 158"                       | 94"             | 10,345                  | 1,490            | 14,000                      | 3,655                   | 142**  | 45.4                      | 90.8**                     |
| T32J      | TBD                    | 102"           | TBD                        | 94"             | TBD                     | TBD              | TBD                         | TBD                     | TBD  | TBD                       | TBD                        |

\*\*Split tanks

**Unloaded Vehicle Weight (UVW):** Sometimes referred to as "Dry Weight," UVW means the typical weight of this trailer as built at the factory. The UVW, as used in product literature and other promotional materials, does not include cargo, fresh water, propane, options or dealer-installed accessories.

**Gross Vehicle Weight Rating (GVWR):** GVWR means the maximum permissible weight of the trailer, including the UVW plus personal items, all cargo, fluids, options and dealer-installed accessories. The GVWR is equal to or greater than the sum of the UVW and the CCC.

**Cargo Carrying Capacity (CCC):** CCC means the maximum weight of personal items, food, fresh water, propane, tools, other cargo and dealer-installed accessories that can be carried by the trailer. CCC is equal to or less than GVWR minus UVW. The addition of options will decrease the CCC.

**Hitch Weight (HW):** The hitch weight, as used in product literature and other promotional materials, does not include cargo, fresh water, propane gas, options or dealer-installed accessories. The addition of these types of items will either add to or subtract from the stated hitch weight.

It is important for your safety and enjoyment that your tow vehicle be adequately sized and equipped to tow and handle the GVWR of the RV you select. Review weights and rating of your tow vehicle and consult a competent advisor for questions or advice. Whether you are new to RVing or a veteran, get a feel for the performance of your tow vehicle before heading out on the roadways. When you tow an RV, you must drive differently than when you drive a single vehicle. Practice hooking up, driving, backing up and braking in a safe environment or seek out professional instruction. Jayco affixes a weight label to each RV which lists weight information for that vehicle. See specifications charts above.





313T FRONT TO BACK



313T MASTER BEDROOM









4113 LIVING ROOM WITH MCD® DAY/NIGHT ROLLER SHADES



4113 KITCHEN



4113 MASTER BEDROOM WITH SIMMONS® RESIDENTIAL MATTRESS



4113 SECOND HALF-BATH IN GARAGE





4114 FRONT TO BACK

**SEISMIC**



4114 KITCHEN WITH FULL-COVERAGE CABINETRY AND BAR TOP



4113 GARAGE SEATING WITH 32-INCH LED TV



4113 THREE-SEASONS WALL IN GARAGE



## TALON FLOORPLANS



### TALON | 313T | OPTION A

Ext. Lgth: 39' 11" Ext. Ht: 160"

Unloaded Wt. (lbs): 10,815 Sleeps: 8



### TALON | 393T

Ext. Lgth: TBD Ext. Ht: TBD

Unloaded Wt. (lbs): TBD Sleeps: 9



### TALON | 320T

Ext. Lgth: TBD Ext. Ht: TBD

Unloaded Wt. (lbs): TBD Sleeps: 7



### TALON | 413T | OPTION A

Ext. Lgth: TBD Ext. Ht: TBD

Unloaded Wt. (lbs): TBD Sleeps: 9


## TALON SPECS

| MODELS    |                       | DIMENSIONS              |                |                            |   |                        | WEIGHT (LBS.)           |                  |                             |                         | TANKS (GALS.)                                  |                           |                            |
|-----------|-----------------------|-------------------------|----------------|----------------------------|---|------------------------|-------------------------|------------------|-----------------------------|-------------------------|--|---------------------------|----------------------------|
| FLOORPLAN | TOTAL EXTERIOR LENGTH | EXTERIOR TRAVEL LENGTH* | EXTERIOR WIDTH | EXTERIOR HEIGHT (WITH A/C) | EXTERIOR HEIGHT (WITH OPTIONAL BEDROOM A/C) | INTERIOR HEIGHT (MAIN) | UNLOADED VEHICLE WEIGHT | DRY HITCH WEIGHT | GROSS VEHICLE WEIGHT RATING | CARGO CARRYING CAPACITY | FRESH WATER CAPACITY** (INCLUDES WATER HEATER) | GREY WASTE WATER CAPACITY | BLACK WASTE WATER CAPACITY |
| 313T      | 39' 11"               | 38' 5"                  | 102"           | 160"                       | 160"  | 103"                   | 10,815                  | 2,310            | 16,000                      | 5,185                   | 142  | 50                        | 37                         |
| 320T      | TBD                   | TBD                     | 102"           | TBD                        | TBD   | 103"                   | TBD                     | TBD              | TBD                         | TBD                     | TBD  | TBD                       | TBD                        |
| 393T      | TBD                   | TBD                     | 102"           | TBD                        | TBD   | 103"                   | TBD                     | TBD              | TBD                         | TBD                     | TBD  | TBD                       | TBD                        |
| 413T      | TBD                   | TBD                     | 102"           | TBD                        | TBD   | 103"                   | TBD                     | TBD              | TBD                         | TBD                     | TBD  | TBD                       | TBD                        |

\*Distance from the pin box to the bumper; total exterior length may be longer.

\*\*Split tanks

## HAPPIJAC® GARAGE SEATING/BEDDING CONFIGURATIONS (STANDARD ON ALL MODELS)





## SEISMIC FLOORPLANS



## SEISMIC | 4113 | OPTION B

Ext. Lqth: **45' 7"** Ext. Ht: **161"**

Unloaded Wt. (lbs): **16,135** Sleeps: **7-8**



## SEISMIC | 4114 | OPTION B

Ext. Lqth: **44' 11"** Ext. Ht: **161"**

Unloaded Wt. (lbs): **15,310** Sleeps: **7-8**

## SEISMIC | 4116

Ext. Lath: **TBD** Ext. Ht: **TBD**

Unloaded Wt. (lbs): **TBD** Sleeps: **7-8**



## SEISMIC | 4212

Ext. Lath: **44' 11"** Ext. Ht: **158"**

Unloaded Wt. (lbs): **16,345** Sleeps: **7-8**



## SEISMIC | 4213 | OPTION B

Ext. Lgth: 44' 11" Ext. Ht: 160"

Unloaded Wt. (lbs): **15,385** Sleeps: **7-8**



## SEISMIC | 4250 | OPTION B

Ext. Lgth: **44' 11"** Ext. Ht: **160"**

Unloaded Wt. (lbs): **15,570** Sleeps: **7-8**

### FLOORPLAN LEGEND:

- |   |                  |        |                   |
|---|------------------|--------|-------------------|
|  | STORAGE          | MICRO  | MICROWAVE         |
|  | TRAILER HITCH    | OHC    | OVERHEAD CABINETS |
| LAV   | BATHROOM SINK    | FRIDGE | REFRIGERATOR      |
| MED   | MEDICINE CABINET | WARD   | WARDROBE          |

**OPTIONS:**



## SEISMIC SPECS

| MODELS    |                       | DIMENSIONS              |                |                            |   |                        | WEIGHT (LBS.)           |                  |                             |                         | TANKS (GALS.)                                |                             |                              |
|-----------|-----------------------|-------------------------|----------------|----------------------------|---|------------------------|-------------------------|------------------|-----------------------------|-------------------------|--|-----------------------------|------------------------------|
| FLOORPLAN | TOTAL EXTERIOR LENGTH | EXTERIOR TRAVEL LENGTH* | EXTERIOR WIDTH | EXTERIOR HEIGHT (WITH A/C) | EXTERIOR HEIGHT (WITH OPTIONAL BEDROOM A/C) | INTERIOR HEIGHT (MAIN) | UNLOADED VEHICLE WEIGHT | DRY HITCH WEIGHT | GROSS VEHICLE WEIGHT RATING | CARGO CARRYING CAPACITY | FRESH WATER CAPACITY (INCLUDES WATER HEATER) | GREY WASTE WATER CAPACITY** | BLACK WASTE WATER CAPACITY** |
| 4113      | 45' 7"                | 44' 0"                  | 102"           | 161"                       | 161"  | 103"                   | 16,135                  | 3,720            | 20,000                      | 3,865                   | 146  | 87                          | 87                           |
| 4114      | 44' 11"               | 43' 5"                  | 102"           | 161"                       | 161"  | 103"                   | 15,310                  | 3,795            | 20,000                      | 4,690                   | 146  | 87                          | 87                           |
| 4116      | TBD                   | TBD                     | 102"           | TBD                        | TBD   | 103"                   | TBD                     | TBD              | TBD                         | TBD                     | 146  | 87                          | 87                           |
| 4212      | 44' 11"               | 43' 4"                  | 102"           | 158"                       | 159"  | 103"                   | 16,345                  | 3,525            | 20,695                      | 4,350                   | 146  | 87                          | 87                           |
| 4213      | 44' 11"               | 43' 5"                  | 102"           | 160"                       | 160"  | 103"                   | 15,385                  | 3,560            | 20,000                      | 4,615                   | 146  | 87                          | 87                           |
| 4250      | 44' 11"               | 43' 4"                  | 102"           | 160"                       | 160"  | 103"                   | 15,570                  | 3,340            | 20,000                      | 4,430                   | 146  | 98                          | 87                           |

\*Distance from the pin box to the bumper: total exterior length may be longer.

\*\*Split tanks



## OCTANE SUPER LITE

## STANDARD EXTERIOR EQUIPMENT

.024 mesa-crimp exterior aluminum with color band

Colored fiberglass, radius-profile front wall

Keyed-Alike™ lockable baggage doors, insulated and radius-cornered (one key for ALL doors)

G20 dark-tinted, safety-glass windows

Nitrogen-filled radial tires

30-amp power service

Systems monitor panel

Water heater bypass system

All exterior lights LED

Sani-Con® Turbo macerator prep

## STANDARD INTERIOR EQUIPMENT

Chocolate Maple wood cabinetry

Ball-bearing drawer guides, 75-pound capacity with full-drawer extension

Deep double-bowl, stainless steel 50/50 sink with cutting-board cover (1)

Auto-ignition furnace with wall thermostat

USB charging port

ABS tub/shower surround

Under-bed storage with gas struts (select models)

Power queen beds with rear convertible sofa, LED lights and folding armrests with cup holders

LED-lit countertop edge

All interior LED lights

## RAMP AND CARGO EQUIPMENT

Radius-cornered ramp door with 2,500-pound capacity and 96-inch-wide opening

High-intensity rear ramp lights (2)

Spring-assist ramp door with non-skid flooring

Garage vent ports

## CUSTOMER VALUE PACKAGE

American-made Goodyear® tires

102-inch wide-body construction

Aluminum rims

18-gallon-per-hour quick-recovery gas/electric water heater

Convection microwave oven

AM/FM/CD/DVD/Bluetooth® with interior speakers (2) and exterior marine-grade speakers (2)

Stainless steel appliances

Seamless kitchen and bathroom countertops

Indoor/outdoor dinette table

Pleated night shades

2-inch block-foam floor, vacuum-bonded and laminated

I-Class™ cambered structural steel I-beam frame

Magnum Truss™ Roof System

Super Lube™ axles

Self-adjusting brakes

Spare tire and carrier

RVQ grill hookup (n/a on 161)

Diamond plate rock guard

Battery tray on A-frame

Outside shower

Black tank flush

Bar-lock latches with keyed ramp door locks

D-rings anchored to steel chassis

Stabilizer jacks (4)

Ducted A/C

Matching Aztek Grey radius fiberglass front wrap and ramp door

Solar prep (roof-mounted)

Backup camera prep (in 2 locations)

8-cubic-foot double-door refrigerator

Jayco-exclusive Simmons® mattress

## OPTIONS

Canadian standards

Customer Value Package

Fiberglass with matching color band

Foldaway dinette in lieu of sofa (doorside)

Freestanding table with chairs (2) in lieu of sofa (doorside)

Power awning

Electric tongue jack

Retractable screen wall

50-amp service with second A/C prep

Second 13,500-BTU A/C in bedroom

Heated, enclosed underbelly

Carpet in cargo area

40-gallon fuel station

Sani-Con Turbo waste management system

Electric auto-leveling system

## OCTANE

## STANDARD EXTERIOR EQUIPMENT

Vacuum-bonded, aluminum-framed fiberglass sidewalls

Colored fiberglass, radius-profile front wall and ramp door

Keyed-Alike lockable baggage doors, insulated and radius-cornered (one key for ALL doors)

G20 dark-tinted, safety-glass windows

Nitrogen-filled radial tires

Generator prep with 40-gallon fuel tank

LED exterior lights

Sani-Con Turbo macerator prep

## STANDARD INTERIOR EQUIPMENT

Ball-bearing drawer guides, 75-pound capacity with full-drawer extension

Residential microwave with range hood

Deep double-bowl, stainless steel 50/50 sink with cutting-board cover (1)

Auto-ignition furnace with wall thermostat

USB charging port

Skylight in tub/shower

Bathroom power vent

Glass shower door (select models)

Under-bed storage with gas struts (select models)

LED-lit countertop edge

Seamless kitchen and bathroom countertops

King-size beds

Ceiling fan (select models)

## RAMP AND CARGO EQUIPMENT

Radius-cornered ramp door with 2,500-pound capacity and 96-inch-wide opening

Spring-assist ramp door with non-skid flooring

HappiJac® sofa/bed combo with LED lights and armrest cup holders

## CUSTOMER VALUE PACKAGE

American-made Goodyear tires

2-inch block-foam, vacuum-bonded and laminated sidewalls

102-inch wide-body construction

Aluminum rims

18-gallon-per-hour quick-recovery gas/electric water heater

Oven with 3-burner cooktop

Microwave oven

AM/FM/CD/DVD/Bluetooth with interior speakers (2) and exterior marine-grade speakers (2)

Stainless steel appliances

Digital TV antenna

Pleated night shades

2-inch block-foam floor, vacuum-bonded and laminated

Magnum Truss Roof System

Self-adjusting brakes

Spare tire and carrier

Outside shower

Black tank flush

Bar-lock latches with keyed ramp door locks

D-rings anchored to steel chassis

Stabilizer jacks (4)

Exclusive designer exterior graphics package

Ducted A/C

Solar prep (roof-mounted)

Backup camera prep (in 2 locations)

8-cubic-foot double-door refrigerator

Jayco-exclusive residential Simmons mattress

Upgraded MORryde® CRE3000™ suspension system

Triple-tread entrance steps

Dual 30-pound propane bottles

Electric patio awning with LED lights

3,500-pound electric tongue jack

40-gallon fuel station

50-amp service with second A/C prep

## OPTIONS

Canadian standards

Customer Value Package with 15,000-BTU A/C

5,500-watt generator

32-inch TV

Foldaway dinette in lieu of sofa (doorside)

Freestanding table with chairs (2) in lieu of sofa (doorside)

Second 13,500-BTU A/C in bedroom

Heated, enclosed underbelly

Carpet in cargo area

ToyLok® retractable security cable

Party deck with quick-set folding rails and manual rear awning

Sani-Con Turbo waste management system

Electric auto-leveling system



## TALON

### STANDARD EXTERIOR EQUIPMENT

Painted front cap with Jayco logo and LED lights

$\frac{3}{8}$ -inch roof decking on 5-inch crowned truss rafters (R-30)

$\frac{5}{8}$ -inch tongue-and-groove plywood main floor decking

12-inch I-Class cambered structural steel I-beams

Folding roof ladder

Climate Shield™ Insulation Package

Magnum Truss Roof System

Stor-Galore™ heated and insulated bedroom storage

Double 30-pound propane bottles

Outside shower

Whole-house LED lights

Solar prep (roof-mounted)

Backup camera prep (in 2 locations)

Keyed-Alike doors/locks—single key for all

Sani-Con Turbo macerator prep

Generator prep

### STANDARD INTERIOR EQUIPMENT

Ball-bearing drawer guides, 75-pound capacity

Stainless, 3-burner range-top with glass top

Oversized 21-inch stainless oven

Auto-ignition, 35,000-BTU furnace with digital thermostat

Bath skylights

Bathroom power vent

Under-bed storage with gas struts

Bedroom wired and framed for second 15,000-BTU A/C

LED-lit countertop edge

LED-lit U-shaped dinette

Chocolate Maple hardwood cabinetry

18-gallon-per-hour quick-recovery water heater

### RAMP AND CARGO EQUIPMENT

Hinged spring-assist, radius-cornered ramp door with 2,500-pound capacity, 93- $\frac{3}{8}$ -inch-wide opening and non-skid flooring

LED high-intensity, flush-mounted ramp lights

Tuff-Ply, rubberized garage floor liner

24-inch x 72-inch garage door with step light

Vent ports, tinted power roof vent

Pull-down ramp door screen

### CUSTOMER VALUE PACKAGE

American-made Goodyear Beast tires

8-cubic-foot double-door refrigerator

16-inch aluminum rims

20-gallon-per-hour quick-recovery water heater

Ducted A/C

50-amp service

Stainless steel residential appliances

Seamless-surface countertops

Enclosed and heated underbelly

Tech-Foil insulation in roof, slideout rooms, floor, bedroom and bath deck

Insulated exterior slam baggage doors

2-inch block-foam insulated garage floor

Garage D-rings mounted to steel frame

Electric side awning with LED lights

40-gallon fuel tank with timer

Universal docking station

Pull-down rear screen

Upgraded MORryde CRE3000 suspension system

Jayco-exclusive residential Simmons mattress

Black tank flush (2 on all half-bath and full-bath models)

Battery disconnect

Whole-house LED lighting (interior and exterior)

16-inch spare tire

Pleated night shades

Designer exterior graphics

### OPTIONS

Canadian standards

Customer Value Package

5,500-watt gas generator

15,000-BTU bedroom A/C

Super Sofa in lieu of U-dinette

LCD TV

Party deck with quick-set folding rails and rear entry steps

Sani-Con Turbo sewer macerator dump system

Thermal-pane, tinted safety-glass windows

Cargo area carpet

Extreme Weather Package

## SEISMIC

### STANDARD EXTERIOR EQUIPMENT

Painted front cap with Jayco logo and LED lights

$\frac{5}{8}$ -inch tongue-and-groove plywood main floor decking

Seamless roof membrane

Climate Shield Insulation Package

Magnum Truss Roof System

30-inch x 72-inch radius-cornered entrance door with step light

Double 30-pound propane bottles

Outside shower

Aluminum, quad-tread entry steps

Solar prep (roof-mounted)

Backup camera prep (in 2 locations)

Keyed-Alike doors/locks—single key for all

Sani-Con Turbo macerator prep

### STANDARD INTERIOR EQUIPMENT

Ball-bearing drawer guides, 75-pound capacity

Stainless, 3-burner range-top with glass top

Under-mounted, 50/50 stainless steel sink and sink covers (2)

Pop-up USB charging port in kitchen with 110V outlet

Auto-ignition, 40,000-BTU furnace with digital thermostat

Bathroom power vent

Real hardwood kitchen bar top with barstools (2) (most models)

### RAMP AND CARGO EQUIPMENT

Hinged, spring-assist, radius-cornered ramp door with 2,500-pound capacity, 93- $\frac{3}{8}$ -inch-wide opening and non-skid flooring

Steel backers in floor for wheel chocks

24-inch x 72-inch garage door with oversized window, pleated shade and step light

Cargo bay wired and framed for 15,000-BTU non-ducted A/C

Vent ports, tinted power roof vent, and closeable, directional A/C ducts

Entertainment system with CD/DVD/Bluetooth and speakers (2)

### CUSTOMER VALUE PACKAGE

American-made Goodyear Beast tires

Heavy-duty 7,000-pound axles with Super Lube hubs

5.5-kW Onan® generator

CARB-certified

6-point leveling system

16-inch aluminum rims

20-gallon-per-hour quick-recovery water heater

15,000-BTU A/Cs (2) featuring Whisper Quiet duct system in living room and bedroom

50-amp service

Stainless steel residential appliances and hardware

Hidden hinges

Frameless solar-reflective windows

Tech-Foil insulation in roof, slideout rooms, floor, bedroom and bath deck

Insulated exterior slam baggage doors

2-inch block-foam insulated garage floor

One-piece fiberglass sunken tub/shower (n/a in 4250)

Electric side awnings (2) with LED lights

27-gallon (generator) and 40-gallon (fuel station) fuel tanks with timer

32-inch LED TV in garage

39-inch LED bedroom TV with push-button, pop-up lift system (most models)

50-inch LED TV in living area

AM/FM stereo with DVD/CD/MP3/USB/Bluetooth with garage speakers (2) and marine-grade exterior speakers (2)

Whole-house speaker system: powered subwoofer; soundbar; speakers (2) in slideout room cabinet, bedroom, main bath and garage; and marine-grade exterior speakers (2)

MORryde CRE3000 suspension system

Jayco-exclusive residential Simmons mattress

Black tank flush (2 on all half-bath and full-bath models)

Washer/dryer prep (n/a in 4213)

Rear electric queen beds with convertible sofa, folding armrests, cup holders and LED lights

High-end residential sofa with heat massage, LED lights, folding backs, cup holders and USB/110V outlets

Electric fireplace

MCD® roller day/night shades

### OPTIONS

Canadian standards

15,000-BTU drop-in cargo A/C

21-cubic-foot residential refrigerator

Dishwasher (4113)

Party deck with quick-set folding rails, rear entry steps and electric awning

Exclusive outside Tailgater Camp Kitchen

Sani-Con Turbo sewer macerator dump system

Three-season removable garage wall

Thermal-pane, tinted safety-glass windows

Extreme Weather Package

Slideout awnings

Cargo area carpet

Hydraulic disc brakes

30-inch convection microwave

For a full list of standards and options, visit the toy haulers page on Jayco.com



## SEISMIC COMPETITIVE ADVANTAGES



Jayco's industry-leading 2-year limited customer warranty vs. 12-month warranties (industry standard)

Undercarriage LED light package with smartphone app control

Optional quick-set ramp patio system with patio steps

Patent-pending, optional Tailgater Camp Kitchen

Magnum Truss Roof System: the strongest-rated roof in the industry

Standard Astro-Foil™ insulation on bath deck in pass-through storage, slide room floors and roof, main floor, ceiling and bedroom areas

First to offer full 2-inch block-foam, fully-insulated and vacuum-bonded garage floor

Only manufacturer to list our temperature ratings with full water in our tanks for extended living (Dometic Freeze Chamber-tested)

True gelcoat slick fiberglass sidewalls (not high gloss)

Tread Lite® aluminum quad entry steps

MORryde® rubberized suspension with full 3-inch suspension travel with Correct Track™ alignment system and nitrogen-filled tires

Standard MORryde rubberized king pin for extra shock resistance

Whole-house entertainment with speakers (12) throughout

Oversized automotive-style frameless windows with 80-percent tinted safety-glass

Black tank flush for half bath and second full bath

Industry-first 39-inch pop-up TV in the bedroom with oversized panoramic window

Real hardwood bar top and stools (n/a in 4113)

One-piece fiberglass sunken tub/shower with matching custom shower curtain

Available dishwasher (some models)

Solid-surface countertops in kitchen/main bathroom

21-cubic-foot residential refrigerator with ice/water and 1,800-watt inverter

MCD® roller day/night shades instead of pleated night shades with strings

Residential polished-glass backsplash running full length and height in kitchen

Standard 15,000-BTU Whisper Quiet A/Cs (bedroom, living room); optional third 15,000-BTU A/C in garage (non-ducted)

Room for up to 6 house batteries with disconnect



## MAGNUM TRUSS ROOF SYSTEM



4,500 POUNDS ON A JAYCO ROOF VS. OTHER ROOFS

THE MAGNUM TRUSS™ ROOF SYSTEM  
**50 percent stronger**

JAYCO'S ROOF **VS** OTHER ROOFS



Scan the QR code to see the Magnum Truss Roof System video




## TALON INTERIOR DÉCOR

### WALNUT




## OCTANE SL INTERIOR DÉCOR

### GODIVA



### GRANITE




## OCTANE/SEISMIC INTERIOR DÉCOR

### GODIVA



### GRANITE



## CLIMATE SHIELD



# CLIMATE SHIELD


### LIVING ROOM



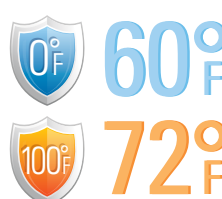
### KITCHEN




### BATHROOM



### HOLDING TANK



### BEDROOM



### Extend your camping season with the Jayco Climate Shield™.

It protects against extreme heat and extreme freezing—even in temperatures as high as 100 degrees or as low as zero degrees (Fahrenheit).\*

Scan the QR code to see the Climate Shield video.

\*Unit was tested in zero degrees F and 100 degrees F weather over an extended period of time in a controlled environment, and all functions of the coach were fully operational, including full fresh water tanks. Testing was done in a completely controlled environment; therefore, temperatures during testing may not represent actual temperatures in nature and cannot account for elements such as wind or moisture. In actual use, unit may not perform as well. Supplier of cooling components does not guarantee anything better than 20 degrees difference from ambient temperature. In addition, outside components are subject to freezing and require steps to properly insulate. Jayco's warranty does not cover damage caused by freezing. To learn more about Climate Shield and testing done by Jayco, visit [www.jayco.com](http://www.jayco.com).

# TAKE A RIDE ON THE CAREFREE SIDE

Designed for camping comfort and convenience, Jayco RVs provide an easy-going, family-fun experience that relieves your stress. With countless features and reliable construction, you'll breathe easy no matter where your adventures take you and yours.



## THE JAYCO DIFFERENCE

- 1. Vacuum-bonded walls and fiberglass exteriors** for better protection from the elements (n/a on Octane Super Lite)
- 2. Magnum Truss™ Roof System** withstands 4,500 pounds—50 percent more than other roofs
- 3. Welded aluminum frame** for a durable, lightweight structure (n/a on Octane Super Lite)
- 4. 2-inch, vacuum-bonded and insulated garage floors** aren't found on most competing toy haulers, and deliver added durability for your heavy toys
- 5. D-rings rated for 2,500 pounds** are mounted through the vacuum-bonded floor and bolted to a steel plate attached to the frame; some manufacturers don't add this extra reinforcement
- 6. Double layer of fiberglass insulation** behind the front cap, plus Flexfoi® and fiberglass insulation in the floors to provide extra warmth where it's needed most—in the bedroom, bathroom and living rooms
- 7. Aerodynamic front cap** withstands the rigors of the road with infused paint and gelcoating, plus ¼-inch plywood bracing for additional support—not typically found on competing fifth wheels



## Meet your Jayco Dealer



We work hard—so you can play hard. From finding the perfect Jayco for your family to providing flexible financing options and full-service support, we're here to help.

## Follow Jayco



Jayco, Inc. | P.O. Box 460 | Middlebury, IN 46540

See dealer for further information and prices. All information in this brochure and on [www.jayco.com](http://www.jayco.com) is the latest available at the time of publication approval. Jayco reserves the right to make changes and to discontinue models without notice or obligation. Photography may show optional equipment or props used for decoration purposes only. RVs built for sale in Canada may differ to conform to Canadian codes. JAYCO and the JAYCO BIRD IN FLIGHT are registered trademarks of Jayco, Inc. Printed in USA 60K 08/17 ©2017 Jayco, Inc. 274782

## Travel with Confidence



At Jayco, we build our RVs to handle every adventure, then back them with our industry-leading 2-year limited warranty. We, with support from our select partners, have you covered for **2 camping seasons**. That's **730 days**. You won't find a better warranty in the business, because the only strings we attach are those that deliver the ultimate in reliability. That's the Jayco difference. So go explore. We have the warranty that will follow you anywhere. For a copy of our 2-year limited warranty with complete terms and conditions, please contact your local Jayco dealer.



Jayco's long-term commitment to generations of family fun

After six years of increased efforts to eliminate waste, conserve energy and increase recycling, we've come a long way in building RVs that are not only better for your family—but also better for the planet. Learn more at [Jayco.com/EcoAdvantage](http://Jayco.com/EcoAdvantage)